

**HealthStream Course 14991
Providence Alaska Medical Center
Annual Safety Update 2011**

PAMC Safety



Course Description

Safety is a crucial component of patients, visitors and staff well-being in the workplace. Knowledge of the Environment of Care helps ensure awareness of potential hazards in and outside of our facilities.

PAMC employees need to:

- **Collaborate with your Environment of Care team to identify and correct safety concerns in your department.**
- **Participate to maintain your departmental safety program.**
- **Use employee and patient safety practices, devices and resources.**

Safety Overview


- **Providence Alaska Medical Center (PAMC) believes that safety is a priority and needs your help to provide a safe and healthy work environment for patients, staff, and visitors. Each employee and volunteer has the responsibility to report hazards.**
- **PAMC follows The Joint Commission's Environment of Care (EC) and the Emergency Management (EM) standards.**
- **Federal and State of Alaska Occupational Safety & Health Administration (OSHA) regulations.**

Occupational Safety & Health Administration (OSHA)

OSHA states that "Each employee shall comply with all occupational safety and health standards". In addition, each employee and volunteer shall follow all rules, regulations, and orders issued under the standards adopted by PAMC.

It is your responsibility to maintain a safe work environment by doing the following:

- Report any unsafe conditions or safety concerns to a manager or supervisor.
- Take time for safe practices.
- Use personal protective equipment (PPE).
- Wear proper shoes and clothing for your job.
- Participate in keeping our campus tobacco-free.
- Use proper posture, lifting techniques, or mechanical equipment to lift.
- Keep exits, hallways and doors free of obstructions.
- Influence others to work safely.



PAMC RESOURCES for assistance with safety concerns include:

- **Safety Officer / Environment of Care (EC) Plan Managers**
 - Safety: Vicki Faciane - 212-5840
 - Security: Pat Schoeffel - 212-8358
 - Hazardous Materials: Jesse Sawyer - 212-2305
 - Emergency Preparedness: Vicki Faciane - 212-5840
 - Fire Prevention: Alvin Peterson - 212-5044
 - Medical Equipment: Bruce Kaylor - 212-2680
 - Utility Systems: Don Long - 212-5082
- Department Directors and Managers
- Safety Coordinators - Department resource
- PAMC Environment of Care Committee is the safety committee.



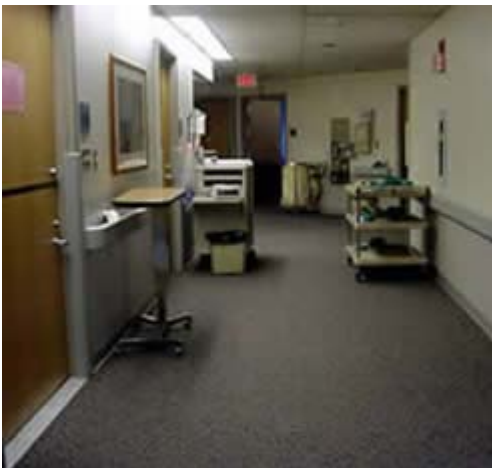
Slips, Trips and Falls - Safety Tips

- Watch your step!
- Walk carefully on wet and waxed floors.
- Clean up or report all spills.
- Wipe your feet when coming in from the rain or snow.
- Pick up **ANYTHING** you see on the floor.
- Use a safe stepladder to reach tall objects instead of a box, chair, or countertop.
- Keep cords away from pathways.
- Look where you are going. Check your path for supplies, cords, wet floors, etc.
- Watch out for uneven floors and changes in floor level.
- Keep your hands at your sides, not in your pockets so you can catch yourself if you start to fall.



Keep Hallways Clear

Remove carts and other items from hallways.



We need clear exit paths in the case of a fire or other emergency.



Additional Safety Precautions

- **Report to your supervisor when you see any missing, damaged or stained ceiling tiles.**
- **Keep electrical panels clear.**
- **All panels must have a minimum of 30 inches of clearance including floor space.**
- **Yellow and black tape can be applied to serve as a reminder.**
- **Store heavy objects closer to the floor (avoid high shelves) to prevent injury during earthquakes.**



Outside Safety Precautions

- **Stay alert when outside. Watch out for moose on campus.**
- **Report untreated icy conditions to Facilities at 212-5000.**



Personal Protective Equipment (PPE)


Employees and volunteers are expected to utilize the appropriate PPE for each task.

- Eye protection - face shields, goggles or glasses.
- Gloves, gowns, scrubs and shoe covers .
- Soap & water or Avagard hand antiseptic.
- Employees and volunteers should not perform any task without the appropriate protective equipment, and should contact the Safety Officer immediately if asked to do so.



PAMC Safety Course Summary

- Report unsafe work practices.
- Remove hazards when you see them.
- Use good housekeeping methods - Keep your area clean.
- Protect your back - lift properly.
- Look where you are going to avoid slips, trips, and falls.
- Recognize unique "Alaskan" hazards.
- Utilize the appropriate personal protective equipment (PPE).



2011 Volunteer Annual Safety Update (ASU) Test Questions

Please open the **2011 Answer Sheet**, print that document and mark your answers on the answer sheet.

Another option would be to open the **2011 Test Questions** document, print it and mark your answers, then return either one to Volunteer Services.

PAMC Safety

6. PAMC follows the Joint Commission's Environment of Care (EC) and the Emergency Management (EM) standards as well as Federal and State of Alaska Occupational Safety & Health Administration (OSHA) regulations.

True False

7. It is your responsibility to maintain a safe work environment by doing the following:

- A. Report any unsafe conditions
- B. Use personal protective equipment when appropriate
- C. Participate in safety trainings
- D. All of the above